

kuraray

Noritake

THE VENEER SPECIALIST

MASTERING HIGHLY AESTHETIC CEMENTATION



PANAVIA™ Veneer LC

Challenging task, great solution.

BORN IN JAPAN

kuraraynoritake.eu

CHALLENGING TASK, GREAT SOLUTION

Minimally invasive procedures using highly aesthetic restorations is what patients expect when they seek restorative treatment. With the various types of restorations available today, it is possible to meet these expectations – provided that the right materials are used. For the placement of veneers, a resin cement must be selected that supports long-lasting aesthetics, is easily applied, offers a working time sufficient for simultaneous cementation of multiple restorations and provides excellent bond strength. The new “PANAVIA™ Veneer LC” is precisely what you need.

FEATURES & BENEFITS

1

INNOVATIVE CURING TECHNOLOGY

The light-curing cement offers a long working time that facilitates simultaneous placement of multiple veneers. “PANAVIA™ V5” Tooth Primer seals the adhesive interface by immediate curing upon contact with the paste (touch-cure). The result is a strong and durable bond.

2

OPTIMISED HANDLING

An appropriate paste viscosity and consistency allow for easier dispensing and correct seating of the restoration, while the one-second tack-cure function provides smooth excess cement removal.

3

HIGH AESTHETICS

A low film thickness and good polishability allow users to create smooth margins. Four different selected, highly colour stable shades offer long lasting aesthetics. Matching try-in pastes make it easy to select the right shade.



INDICATIONS

“PANAVIA™ Veneer LC” can be used for permanent cementation of

- Veneers
- Inlays and onlays with less than 2 mm in thickness.

INNOVATIVE CURING TECHNOLOGY

A veneer cement should offer a long working time, but still obtain a high bond strength that is stable over time. Kuraray Noritake Dental Inc. has developed a way of using the touch-cure technology with a light-curing cement to provide both.

“PANAVIA™ Veneer LC” is a light-curing resin cement system that offers excellent stability under ambient light, which leads to a working time of 200 seconds*. This allows you to place multiple veneers at a time without having to race against setting. Polymerization may be started whenever you are ready for it.

200_{SEC}

WORKING TIME*

*Working time under ambient light (8000 lux.): 200 seconds.



ONE-COMPONENT SELF-ETCHING PRIMER

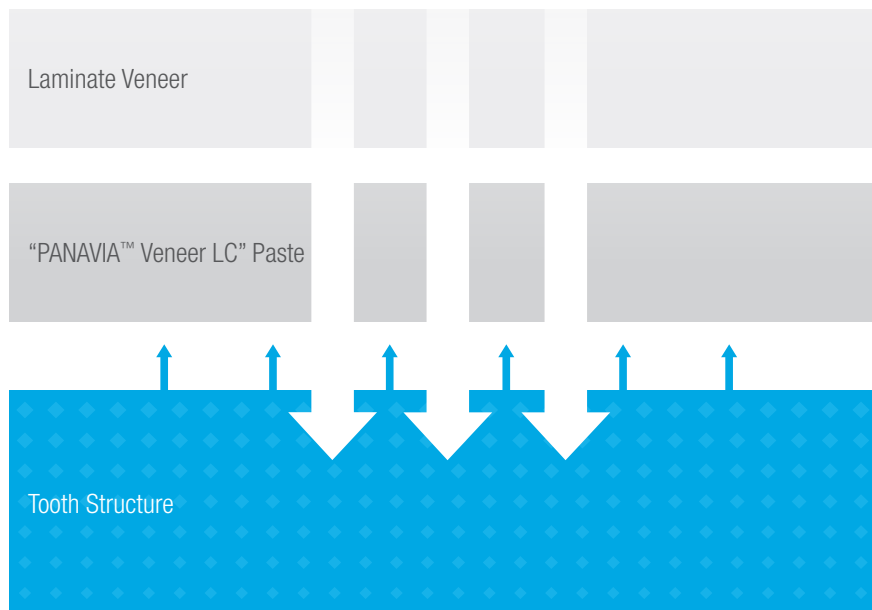
Contributes to the polymerization of the adhesive interface.

LIGHT-CURE CEMENT PASTE

Excellent ambient light stability.

LIGHT-CURE

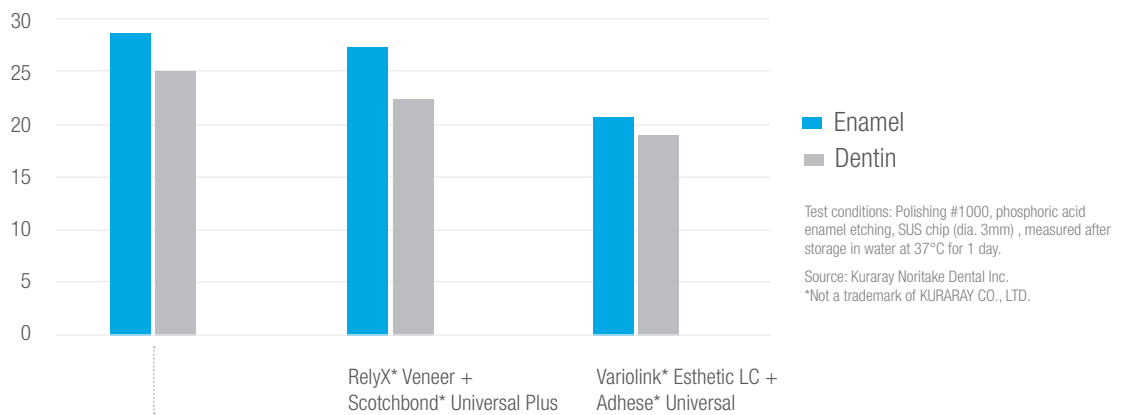
Seal the adhesive interface with tooth structure by touch-cure while ensuring sufficient operation time.



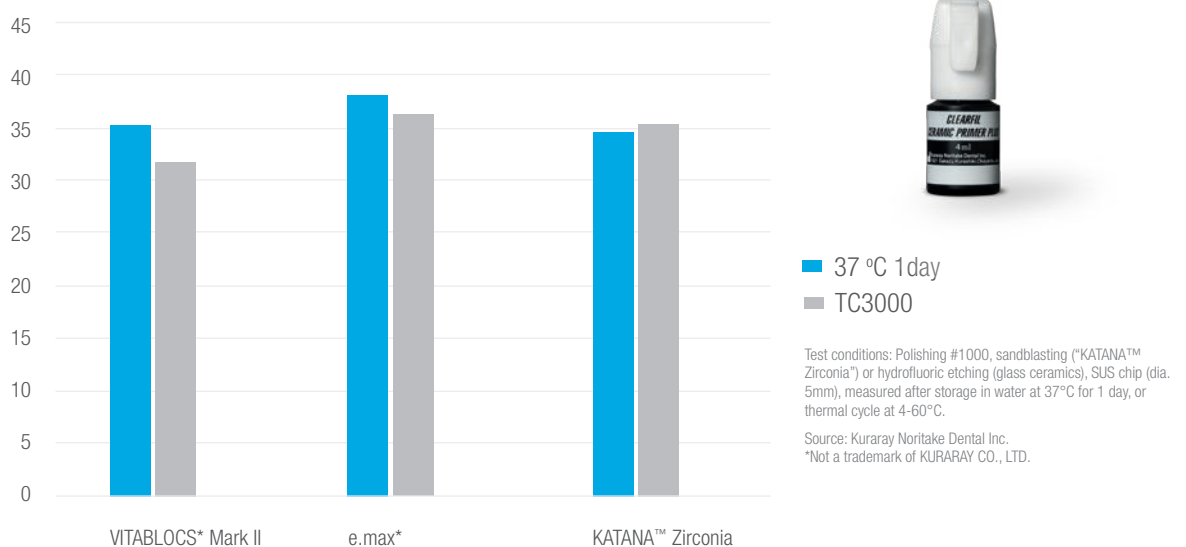
Chemical polymerization catalyst contributes to polymerization.

“PANAVIA™ V5” Tooth Primer is a self-etching adhesive for tooth structure (dentin and enamel) that seals the tooth-adhesive interface securely as soon as “PANAVIA™ Veneer LC” Paste is applied to it. This touch-cure technology initiates the polymerization at the adhesive interface only and establishes a strong bond to enamel and dentin, but does not affect the setting reaction of the cement. A high bond strength to restorative materials is obtained by use of the proven “CLEARFIL™ CERAMIC PRIMER PLUS”.

(MPa) SHEAR BOND STRENGTH TO HUMAN TEETH



(MPa) SHEAR BOND STRENGTH TO PROSTHETIC MATERIAL





OPTIMISED HANDLING

It is possible to reduce the time and effort involved in veneer placement with a cement that supports homogeneous cement application, smooth veneer positioning and excess removal, and quick polishing. **“PANAVIA™ Veneer LC”** offers all the required features and gives high control thanks to the specially designed application tip.

NON-STICKINESS

The resin cement offers an excellent and ideal consistency for easy and secure application across the intaglio surface, as it does not stick to the application tip due to nanocluster filler technology.

IDEAL CONSISTENCY

Newly developed spherical silica fillers in the cement provide that it stays put where applied, but flows well when the veneer is seated on the tooth – for easy placement without drifting or sagging.

SMOOTH EXCESS REMOVAL

Excess cement may be removed in one piece with an explorer after a one-second tack-cure.

HIGH AESTHETICS

Due to their generally minimum thickness and high translucency, the aesthetic appearance of veneers is strongly affected by the cement colour. Therefore, it is essential to use a resin cement that is colour stable and produces margins that remain undetectable over time. "PANAVIA™ Veneer LC" fulfils these tasks.



FOUR HIGHLY AESTHETIC SHADES

With a shade matching individual requirements, lifelike results are easily obtained.

“PANAVIA™ Veneer LC” Paste



Clear



Universal



White



Brown

MATCHING TRY-IN PASTES

The “PANAVIA™ V5” Try-In Paste match the “PANAVIA™ Veneer LC” shades and allow for a simulation of the final appearance.

“PANAVIA™ V5” Try-In Paste



Clear



Universal (A2)



White



Brown (A4)

MINIMAL FILM THICKNESS

Thanks to its flowability and low film thickness, “PANAVIA™ Veneer LC” produces a thin, evenly distributed cement layer contributing to easy seating without interference and to highly aesthetic margins.

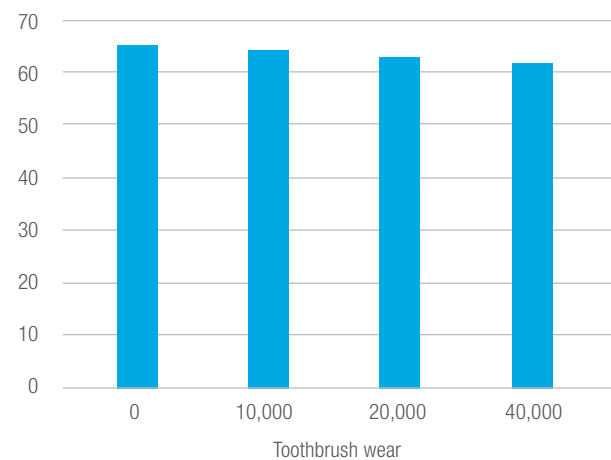
GREAT POLISHABILITY AND GLOSS RETENTION

A great polishability and an excellent gloss retention support aesthetic margins over time.

Change in glossiness due to toothbrush abrasion test.

High gloss durability (gloss retention) thanks to a high density of fine fillers.

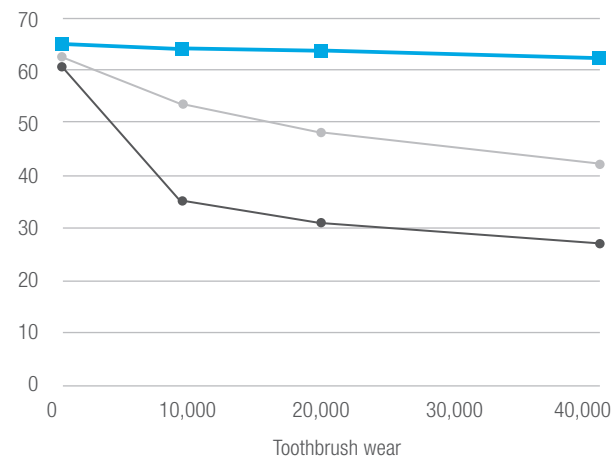
(%) GLOSS RETENTION



■ “PANAVIA™ Veneer LC”

Source: Kuraray Noritake Dental Inc.

(%) GLOSS RETENTION



■ “PANAVIA™ Veneer LC”

● Variolink* Esthetic LC

● RelyX* Veneer

Test Conditions: Specimen ø10mm, thickness 2mm.
After smoothing the surface with water-resistant abrasive paper of #1000 to #2500, final polishing with lapping film.

Initial value (measure the gloss level after polishing*).
Toothbrush wear (measured after 40,000 strokes with 250g load, 30 strokes/minute, 10 wt% toothpaste*).

Measured with a glossmeter VG 2000 (Nippon Denshoku Kogyo) at an angle of 60°.
Note: Values may vary depending on measuring conditions.

Source: Kuraray Noritake Dental Inc.
* Not a trademark of KURARAY CO., LTD.

RESISTANCE TO DISCOLOURATION

High colour stability is probably the most important feature responsible for long lasting aesthetics, which is provided by a well-balanced formulation and the touch-cure technology.



CLINICAL CASE

Courtesy of Dr. Sato



1. Initial status before six veneers preparation (from #13 to #23).



2. "PANAIA™ Veneer LC" excellent consistency and paste viscosity allowed for easier dispensing, seating and excess cement removal.



3. Light-cure of each area and margins.



4. Final result after cementation of six veneers of "KATANA™ Zirconia" STML.

Please refer to the Instructions for Use for detailed instructions.

TRULY PANAVIA™

It all started in 1983, when “PANAVIA™ EX” was launched as the first adhesive resin cement containing the original MDP Monomer from KURARAY CO., LTD. Quickly, the “PANAVIA” brand became popular among dental practitioners worldwide for its excellent adhesion. In order to lay the foundation for streamlined cementation procedures and excellent aesthetics, existing formulations were improved and completely new technologies developed. All this ultimately resulted in the current line-up of easy-to-use and highly aesthetic resin cements that provide top-level bond strength.



ORDER INFORMATION

“PANAVIA™ Veneer LC” KITS

#4500 Standard Kit Universal (A2)
#4501 Standard Kit Clear

“PANAVIA™ Veneer LC” Paste (2.6g/1.5ml)

#4505 Paste Universal (A2) #4507 Paste Brown (A4)
#4506 Paste Clear #4508 Paste White

OTHER

“PANAVIA™ V5” Try-In Paste (1.8ml)
#3621-EU Universal (A2) #3622-EU Clear
#3623-EU Brown (A4) #3624-EU White

#4513-EU “PANAVIA™ Veneer LC” Applicator tip (16g)
#3637-EU “CLEARFIL™ CERAMIC PRIMER PLUS” (4ml)
#3635-EU “PANAVIA™ V5” Tooth Primer (4ml)



EU Importer
Kuraray Europe GmbH
Philipp-Reis-Strasse 4,
65795 Hattersheim am Main, Germany
Phone +49 (0)69 305 35 835
Fax +49 (0)69 305 98 35 835
www.kuraraynoritake.eu
centralmarketing@kuraray.com

- Before using this product, be sure to read the Instructions for Use supplied with the product.
- The specifications and appearance of the product are subject to change without notice.
- Printed color can be slightly different from actual color.

“PANAVIA” and “CLEARFIL” are trademarks or registered trademarks of KURARAY CO., LTD
“KATANATA” is a trademark or registered trademark of NORITAKE CO., LTD.



Kuraray Noritake Dental Inc.
1621 Sakazu, Kurashiki, Okayama 710-0801, Japan
Website www.kuraraynoritake.com

